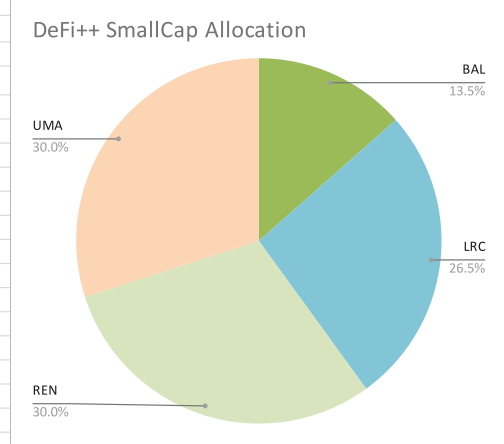
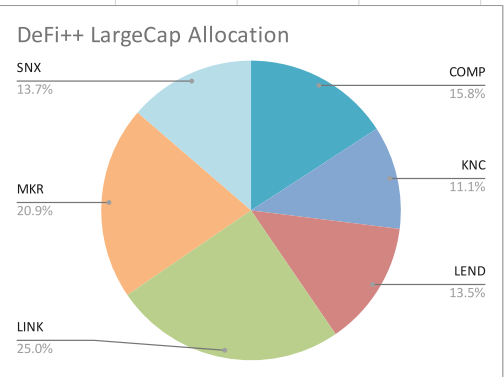


PieDAO DeFi++ Index			100.00%	100.00%				
			Max Weight	Max Weight				
			25%	30%	*from coingecko.com	live		
Token	Name	S/L Cap	Include LC	Include SC	MCap			
ANT	Aragon	S	<input type="checkbox"/>	<input type="checkbox"/>	\$ 65,486,688			
AST	AirSwap	S	<input type="checkbox"/>	<input type="checkbox"/>	\$ 8,657,651			
BAL	Balancer	S	<input type="checkbox"/>	<input checked="" type="checkbox"/>	coingecko			
BNT	Bancor Network	S	<input type="checkbox"/>	<input type="checkbox"/>	\$ 88,018,043			
COMP	Compound	L	<input checked="" type="checkbox"/>	<input type="checkbox"/>	\$ 348,821,480			
KEEP	Keep Network	S	<input type="checkbox"/>	<input type="checkbox"/>	\$ 1,624,893			
KNC	Kyber Network	L	<input checked="" type="checkbox"/>	<input type="checkbox"/>	\$ 245,591,796			
LEND	Aave	L	<input checked="" type="checkbox"/>	<input type="checkbox"/>	\$ 297,227,025			
LINK	Chainlink	L	<input checked="" type="checkbox"/>	<input type="checkbox"/>	\$ 2,692,725,443			
LPT	Livepeer	S	<input type="checkbox"/>	<input type="checkbox"/>	\$ 12,480,183			
LRC	Loopring	S	<input type="checkbox"/>	<input checked="" type="checkbox"/>	\$ 118,912,648			
MKR	Maker	L	<input checked="" type="checkbox"/>	<input type="checkbox"/>	\$ 459,878,826			
MLN	Melon	S	<input type="checkbox"/>	<input type="checkbox"/>	\$ 13,359,146			
NMR	Numeraire	S	<input type="checkbox"/>	<input type="checkbox"/>	\$ 102,694,121			
REN	Ren Network	S	<input type="checkbox"/>	<input checked="" type="checkbox"/>	\$ 134,498,580			
REP	Augur	L	<input type="checkbox"/>	<input type="checkbox"/>	\$ 224,000,424			
SNX	Synthetic Netw	L	<input checked="" type="checkbox"/>	<input type="checkbox"/>	\$ 301,490,202			
UMA	UMA Protocol	L	<input type="checkbox"/>	<input checked="" type="checkbox"/>	\$ 208,929,792			
ZRX	0x	L	<input type="checkbox"/>	<input type="checkbox"/>	\$ 244,338,109			
		# assets	6	4				

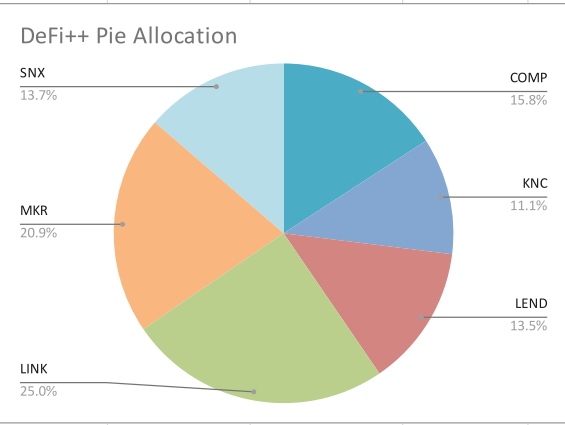
Index Large Cap		
Date_lookup	Index price [\$\$]	Index Return [%]
live	1,277.73	27.77%

Index Small Cap		
Date_lookup	Index price [\$\$]	Index Return [%]
live	1,420.51	42.05%

Index DeFi		
Date_lookup	Index price [\$\$]	Index Return [%]
live	1,320.57	32.06%



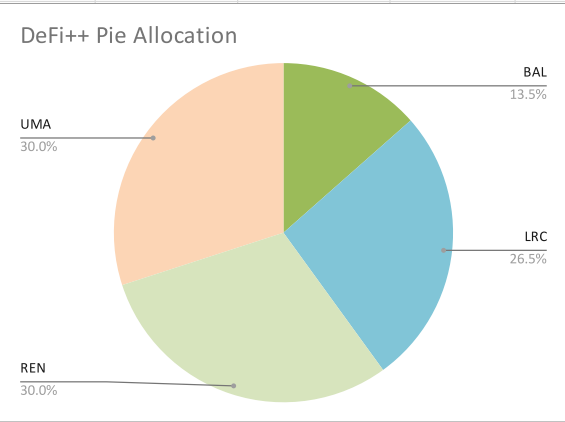
PieDAO DeFi++ LargeCaps										
				Max Weight						
				25%		*from coingecko.com live				
Token	Name	S/L Cap	Include	Ratio	DeFi++ Weight	# tokens	Circ. Supply	Total Supply	MCap	
ANT	Aragon	S	<input type="checkbox"/>				33,144,019	39,609,523	\$ 65,486,688	
AST	AirSwap	S	<input type="checkbox"/>				172,262,388	500,000,000	\$ 8,657,651	
BAL	Balancer	S	<input type="checkbox"/>				6,060,007	35,435,000	\$ 60,490,550	
BNT	Bancor Network	S	<input type="checkbox"/>				65,474,110	69,148,553	\$ 88,018,043	
COMP	Compound	L	<input checked="" type="checkbox"/>	8.03%	15.83%	0.5646239124	2,561,927	10,000,000	\$ 348,821,480	
KEEP	Keep Network	S	<input type="checkbox"/>				3,000,000	1,000,000,000	\$ 1,624,893	
KNC	Kyber Network	L	<input checked="" type="checkbox"/>	5.65%	11.14%	89.5576675885	179,663,475	210,626,963	\$ 245,591,796	
LEND	Aave	L	<input checked="" type="checkbox"/>	6.84%	13.49%	923.6726575535	1,256,361,931	1,299,999,941	\$ 297,227,025	
LINK	Chainlink	L	<input checked="" type="checkbox"/>	61.96%	25.00%	55.8584372101	381,009,558	1,000,000,000	\$ 2,692,725,443	
LPT	Livepeer	S	<input type="checkbox"/>				6,347,157	21,348,378	\$ 12,480,183	
LRC	Loopring	S	<input type="checkbox"/>				1,165,252,487	1,374,513,896	\$ 118,912,648	
MKR	Maker	L	<input checked="" type="checkbox"/>	10.58%	20.87%	0.3989538112	902,019	1,005,576	\$ 459,878,826	
MLN	Melon	S	<input type="checkbox"/>				1,016,444	1,532,055	\$ 13,359,146	
NMR	Numeraire	S	<input type="checkbox"/>				4,974,526	10,979,547	\$ 102,694,121	
REN	Ren Network	S	<input type="checkbox"/>				874,428,880	1,000,000,000	\$ 134,498,580	
REP	Augur	L	<input type="checkbox"/>				11,000,000	11,000,000	\$ 224,000,424	
SNX	Synthetic Netw	L	<input checked="" type="checkbox"/>	6.94%	13.68%	91.1878033697	105,035,232	190,075,445	\$ 301,490,202	
UMA	UMA Protocol	L	<input type="checkbox"/>				50,898,582	100,224,816	\$ 208,929,792	
ZRX	0x	L	<input type="checkbox"/>				667,819,015	1,000,000,000	\$ 244,338,109	
			<input type="checkbox"/>							
			6	100.00%	100.00%					



Date_lookup	Index price [\$]	Index Return [%]
7/14/2020	1,277.73	27.77%

PieDAO DeFi++ SmallCaps									
Max Weight									
30%									
Token	Name	S/L Cap	Include	Ratio	DeFi++ Weight	# tokens	Circ. Supply	Total Supply	MCap
ANT	Aragon	S	<input type="checkbox"/>				33,144,019	39,609,523	\$ 65,486,688
AST	AirSwap	S	<input type="checkbox"/>				172,262,388	500,000,000	\$ 8,657,651
BAL	Balancer	S	<input checked="" type="checkbox"/>	11.57%	13.49%	8.87611	6,060,007	35,435,000	\$ 60,490,550
BNT	Bancor Network	S	<input type="checkbox"/>				65,474,110	69,148,553	\$ 88,018,043
COMP	Compound	L	<input type="checkbox"/>				2,561,927	10,000,000	\$ 348,821,480
KEEP	Keep Network	S	<input type="checkbox"/>				3,000,000	1,000,000,000	\$ 1,624,893
KNC	Kyber Network	L	<input type="checkbox"/>				179,663,475	210,626,963	\$ 245,591,796
LEND	Aave	L	<input type="checkbox"/>				1,256,361,931	1,299,999,941	\$ 297,227,025
LINK	Chainlink	L	<input type="checkbox"/>				381,009,558	1,000,000,000	\$ 2,692,725,443
LPT	Livepeer	S	<input type="checkbox"/>				6,347,157	21,348,378	\$ 12,480,183
LRC	Loopring	S	<input checked="" type="checkbox"/>	22.74%	26.52%	3,034.08131	1,165,252,487	1,374,513,896	\$ 118,912,648
MKR	Maker	L	<input type="checkbox"/>				902,019	1,005,576	\$ 459,878,826
MLN	Melon	S	<input type="checkbox"/>				1,016,444	1,532,055	\$ 13,359,146
NMR	Numeraire	S	<input type="checkbox"/>				4,974,526	10,979,547	\$ 102,694,121
REN	Ren Network	S	<input checked="" type="checkbox"/>	25.73%	29.99%	2,092.10006	874,428,880	1,000,000,000	\$ 134,498,580
REP	Augur	L	<input type="checkbox"/>				11,000,000	11,000,000	\$ 224,000,424
SNX	Synthetic Netw	L	<input type="checkbox"/>				105,035,232	190,075,445	\$ 301,490,202
UMA	UMA Protocol	L	<input checked="" type="checkbox"/>	39.96%	30.00%	170.65166	50,898,582	100,224,816	\$ 208,929,792
ZRX	0x	L	<input type="checkbox"/>				667,819,015	1,000,000,000	\$ 244,338,109
			4	100.00%	100.00%				

*from coingecko.com live



Date_lookup	Index price [\$]	Index Return [%]
7/14/2020	1,420.51	42.05%

* at current prices	30%	70%	30%	% of Mcap - LargeCaps						% of MCap - SmallCaps			
	TVL DeFi++	LC	SC	COMP	KNC	LEND	LINK	MKR	SNX	BAL	LRC	REN	UMA
DeFi++ Liquidity	1000	700	300										
\$1,000	1	\$700	\$300	0.0000%	0.0000%	0.0001%	0.0000%	0.0000%	0.0001%	0.0001%	0.0003%	0.0002%	0.0003%
\$10,000	10	\$7,000	\$3,000	0.0002%	0.0003%	0.0005%	0.0001%	0.0003%	0.0006%	0.0004%	0.0008%	0.0007%	0.0010%
\$100,000	100	\$70,000	\$30,000	0.0015%	0.0035%	0.0051%	0.0010%	0.0031%	0.0061%	0.0044%	0.0078%	0.0072%	0.0101%
\$1,000,000	1000	\$700,000	\$300,000	0.0154%	0.0349%	0.0515%	0.0103%	0.0310%	0.0608%	0.0439%	0.0781%	0.0718%	0.1006%
\$10,000,000	10000	\$7,000,000	\$3,000,000	0.1543%	0.3489%	0.5146%	0.1026%	0.3096%	0.6077%	0.4394%	0.7811%	0.7178%	1.0058%
\$12,000,000	12000	\$8,400,000	\$3,600,000	0.1851%	0.4187%	0.6176%	0.1231%	0.3715%	0.7293%	0.5273%	0.9374%	0.8613%	1.2070%
\$15,000,000	15000	\$10,500,000	\$4,500,000	0.2314%	0.5234%	0.7720%	0.1539%	0.4644%	0.9116%	0.6591%	1.1717%	1.0766%	1.5088%
\$20,000,000	20000	\$14,000,000	\$6,000,000	0.3085%	0.6979%	1.0293%	0.2052%	0.6192%	1.2154%	0.8788%	1.5623%	1.4355%	2.0117%
\$25,000,000	25000	\$17,500,000	\$7,500,000	0.3857%	0.8723%	1.2866%	0.2566%	0.7740%	1.5193%	1.0985%	1.9528%	1.7944%	2.5146%
\$40,000,000	40000	\$28,000,000	\$12,000,000	0.6171%	1.3957%	2.0585%	0.4105%	1.2384%	2.4309%	1.7576%	3.1246%	2.8710%	4.0233%
\$50,000,000	50000	\$35,000,000	\$15,000,000	0.7714%	1.7447%	2.5732%	0.5131%	1.5480%	3.0386%	2.1971%	3.9057%	3.5888%	5.0292%
\$70,000,000	70000	\$49,000,000	\$21,000,000	1.0799%	2.4425%	3.6025%	0.7184%	2.1672%	4.2540%	3.0759%	5.4680%	5.0243%	7.0408%
\$100,000,000	100000	\$70,000,000	\$30,000,000	1.5427%	3.4893%	5.1464%	1.0262%	3.0960%	6.0771%	4.3941%	7.8114%	7.1776%	10.0583%
\$110,000,000	110000	\$77,000,000	\$33,000,000	1.6970%	3.8383%	5.6610%	1.1289%	3.4056%	6.6849%	4.8335%	8.5925%	7.8954%	11.0642%
\$120,000,000	120000	\$84,000,000	\$36,000,000	1.8513%	4.1872%	6.1756%	1.2315%	3.7152%	7.2926%	5.2729%	9.3737%	8.6131%	12.0700%
\$130,000,000	130000	\$91,000,000	\$39,000,000	2.0056%	4.5361%	6.6903%	1.3341%	4.0248%	7.9003%	5.7123%	10.1548%	9.3309%	13.0758%
\$140,000,000	140000	\$98,000,000	\$42,000,000	2.1598%	4.8851%	7.2049%	1.4367%	4.3344%	8.5080%	6.1518%	10.9359%	10.0486%	14.0817%
\$150,000,000	150000	\$105,000,000	\$45,000,000	2.3141%	5.2340%	7.7196%	1.5394%	4.6440%	9.1157%	6.5912%	11.7171%	10.7664%	15.0875%
\$160,000,000	160000	\$112,000,000	\$48,000,000	2.4684%	5.5829%	8.2342%	1.6420%	4.9536%	9.7234%	7.0306%	12.4982%	11.4842%	16.0933%
\$170,000,000	170000	\$119,000,000	\$51,000,000	2.6226%	5.9318%	8.7488%	1.7446%	5.2632%	10.3312%	7.4700%	13.2794%	12.2019%	17.0992%
\$180,000,000	180000	\$126,000,000	\$54,000,000	2.7769%	6.2808%	9.2635%	1.8472%	5.5729%	10.9389%	7.9094%	14.0605%	12.9197%	18.1050%
\$190,000,000	190000	\$133,000,000	\$57,000,000	2.9312%	6.6297%	9.7781%	1.9499%	5.8825%	11.5466%	8.3488%	14.8416%	13.6374%	19.1108%
\$200,000,000	200000	\$140,000,000	\$60,000,000	3.0855%	6.9786%	10.2927%	2.0525%	6.1921%	12.1543%	8.7882%	15.6228%	14.3552%	20.1167%
\$250,000,000	250000	\$175,000,000	\$75,000,000	3.8568%	8.7233%	12.8659%	2.5656%	7.7401%	15.1929%	10.9853%	19.5285%	17.9440%	25.1458%
\$300,000,000	300000	\$210,000,000	\$90,000,000	4.6282%	10.4680%	15.4391%	3.0787%	9.2881%	18.2314%	13.1823%	23.4342%	21.5328%	30.1750%

